

Ollscoil Mhá Nuad  
Maynooth University

# *Development of data dashboards to support and enhance decision making*

Dr Laura McElwain  
Institutional Research Officer

Eddie Corr & Adam Cully, Institutional Research Data Analysts



# MU Strategic Plan, 2023-28

“...coordinate data collection, analysis, monitoring and reporting .. to enable **evidence-based policy and practice in relation to EDI**”

“...integrated and coordinated institutional data analysis and reporting .....**data informed decision making at all levels** ....support **quality assurance and enhancement.**”

“**Coordinated and reciprocal data-sharing** ...”

“... develop accessible data dashboards for institutional, departmental and faculty visualisation, **providing a user-friendly interface to engage with and utilise data**”




# Data dashboards – a view to institutional data

- StudentSurvey.ie
- Athena Swan & Quality review reports
- HEA 01 March data
- Progression, retention, performance and completion



# StudentSurvey.ie at MU

## The challenges



Lack of data at granular level for decision making

- Programme, Field of Study (ISCED), AC units 1 & 2
- Bachelor of Arts (MH 101) and Bachelor of Science (MH 201)
  - 24 subjects across 3 faculties
  - ~over 45% of all first year UGs in MH 101
  - Up to 4 subjects = 100s of subject combinations
- Departments that only teach on MH 101

# Our MU solution



- New AC units 3 and 4, aligned with HEA SRS Subjs 1 to 4

---

	<b>What was suggested:</b>	<b>What we used:</b>
acunit1	Larger unit such as campus	Subj 1
acunit2	Larger unit such as school, college or equivalent	Subj 2
acunit3	Smaller unit such as department, faculty or equivalent	Subj 3
acunit4	Smaller unit such as department, faculty or equivalent	Subj 4

---

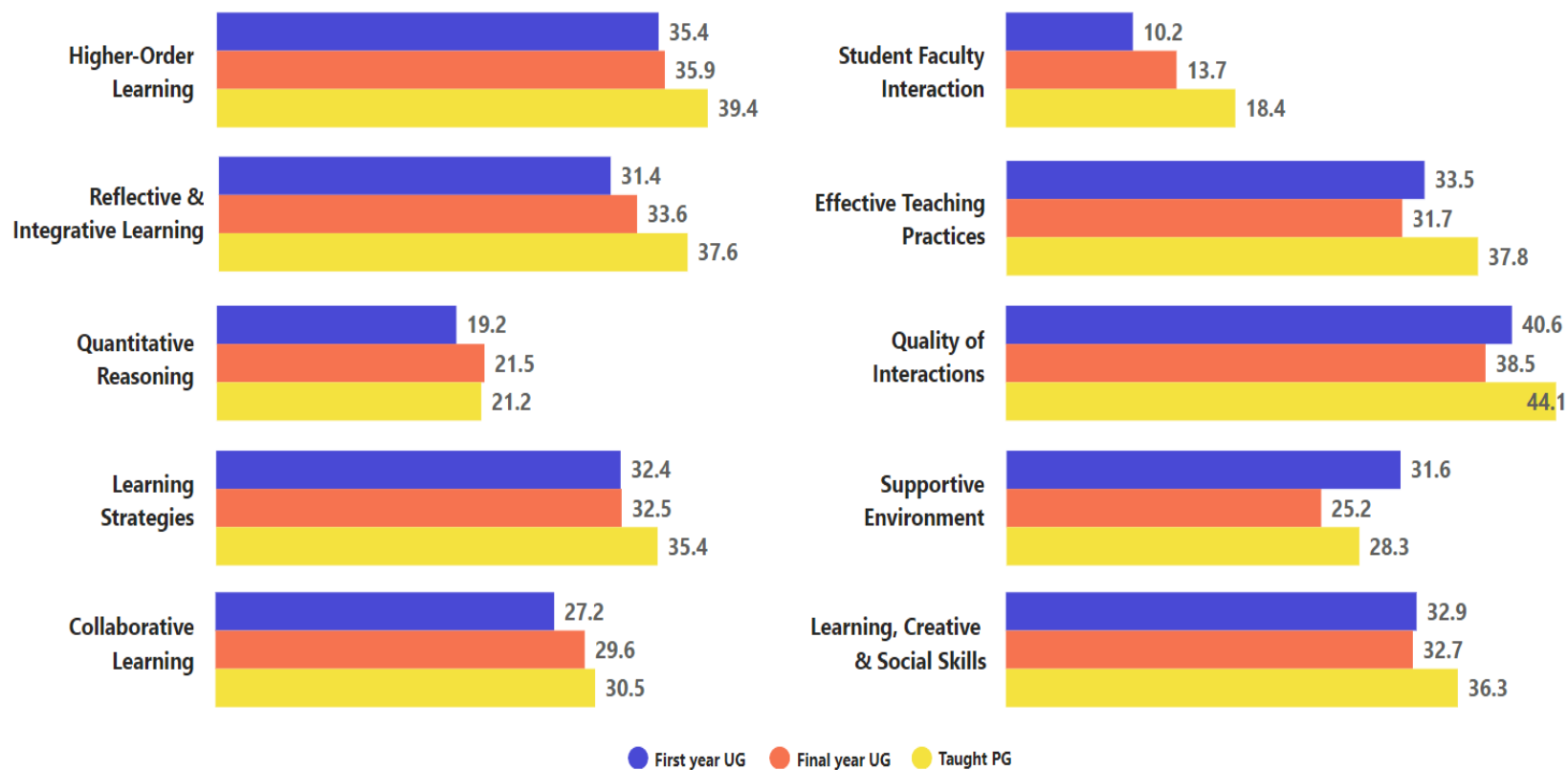
# Institutional Level Indicator Scores



**StudentSurvey.ie 2023 - Maynooth University**  
 Institutional Indicator Overview

Fixed Dataset  
 Dataset as of: May 2023  
 Source: StudentSurvey

Gender: All | Age Group: All | Domicile: All | Qual Code: All | [Clear All Filters](#)

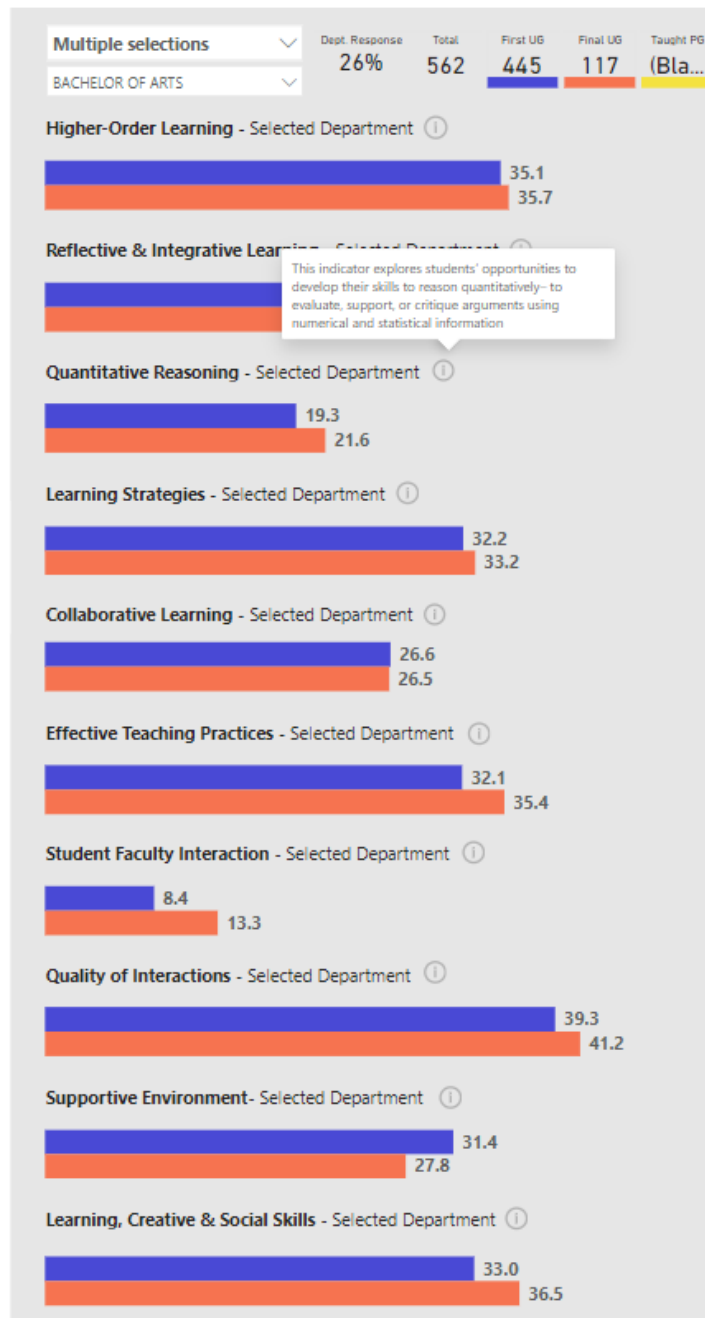
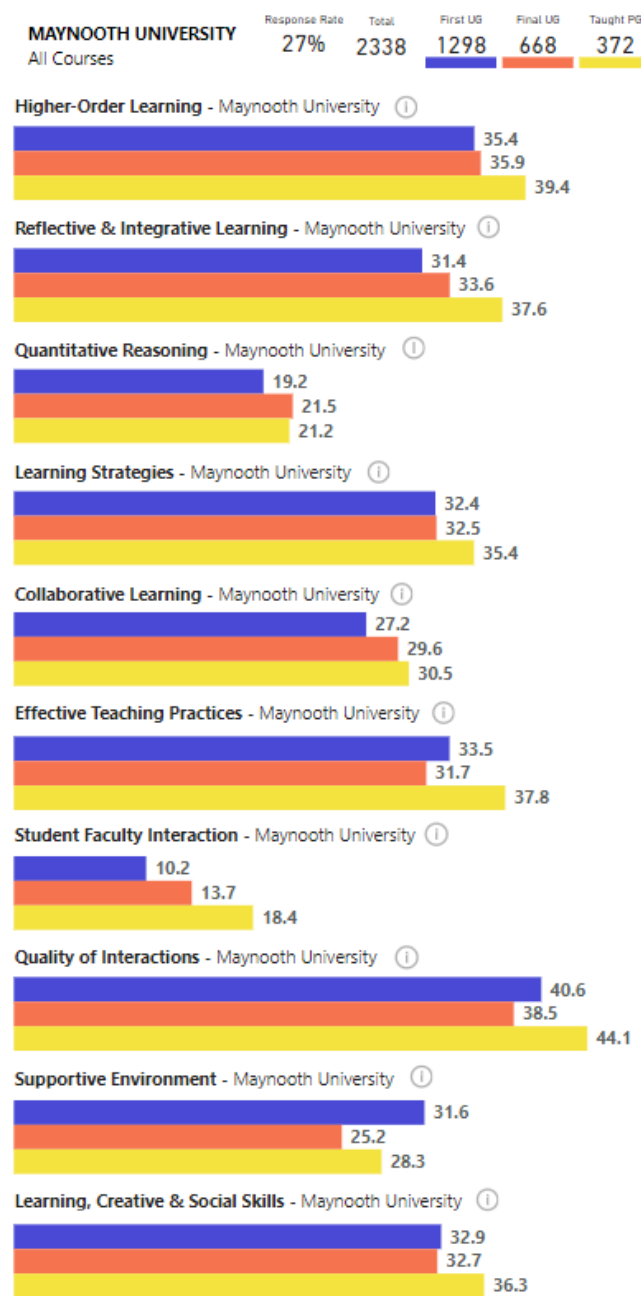
Total: 2338 | First UG: 1298 | Final UG: 668 | Taught PG: 372



- A high-level snapshot of student engagement and student experience for UG and PGT students

# Department & Programme Level Indicator Scores



- Comparison dashboard allows departments to compare their scores to the institution as a whole
- The greater the response rate for a cohort the more reliable the results will be for this type of analysis
- We had hoped to use these dashboards to encourage greater responses!
- Row Level Security to each Department (HoD) and Faculty (Dean)



This indicator explores students' opportunities to develop their skills to reason quantitatively—to evaluate, support, or critique arguments using numerical and statistical information



# Department & Programme Level Question Scores



**StudentSurvey.ie 2023 - Maynooth University**  
 Higher-Order Learning Indicator Questions

Fixed Dataset  
 Dataset as of: May 2023  
 Source: StudentSurvey

Faculty: All | Department: All | Qual: All | **Clear Filters**

Dept. Response: 27% | Students: 2338 | First Yr UG: 1298 | Final Yr UG: 668 | Taught PG: 372

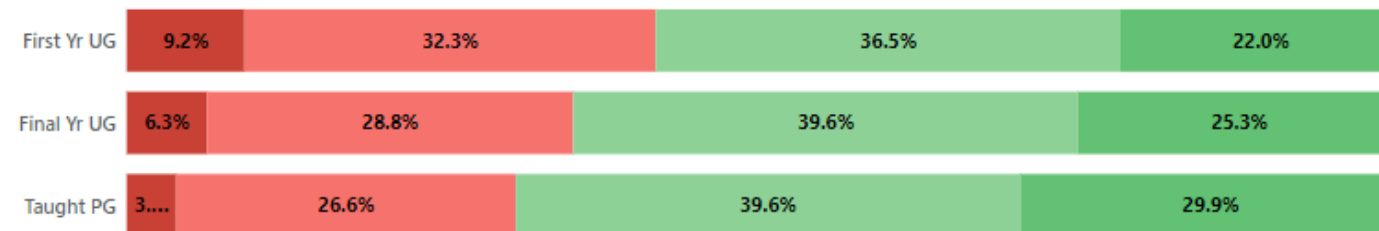
Higher-Order Learning | Reflective and Integrative... | Quantitative Reasoning | Learning Strategies | Collaborative Learning | Student-Faculty... | Effective Teaching... | Quality of Interactions | Supportive Environment | Learning, Creative and... | Non-Indicator Questions

## Questions relating to **Higher-Order Learning**

These questions explore the extent to which students' work emphasises challenging cognitive tasks, such as application, analysis, judgement, and synthesis

*During the current academic year, how much has your coursework emphasised...*

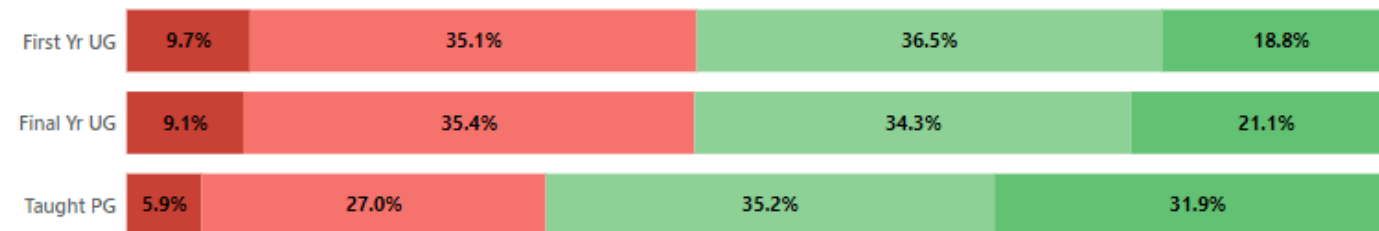
### Applying facts, theories, or methods to practical problems or new situations



● 1 - Very little 
 ● 2 - Some 
 ● 3 - Quite a bit 
 ● 4 - Very much



### Analysing an idea, experience, or line of reasoning in depth by examining its parts



● 1 - Very little 
 ● 2 - Some 
 ● 3 - Quite a bit 
 ● 4 - Very much

### Evaluating a point of view, decision, or information source





# StudentSurvey.ie – Spring 2026

## Greater Analysis

Departmental &  
Programme Dashboards;  
*Over time;*  
*National comparisons*



## Improved Engagement

Promotion of results & enhancements

## Increased Responses

Integration of the survey  
across the institution

# Data dashboards – a view to institutional data

## 01 March HEA SRS data

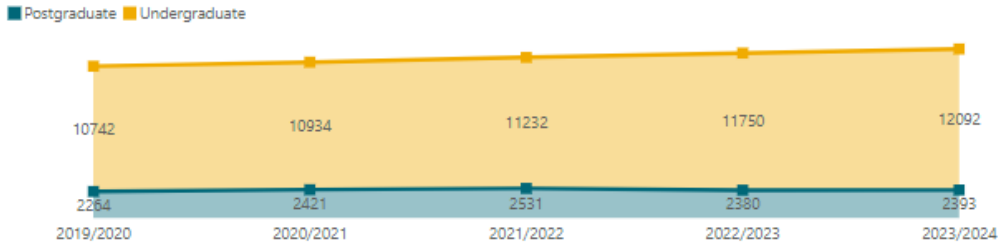
- Available on HEA dashboards:
  - Key Facts & Figures – enrolment trends, demographics, international enrolments, graduate data, grades
  - Progression rates, completion rates, Widening participation
  - System performance framework
- Data requests
  - HEA System Performance Dialogue
  - National Access Plan
  - IUA and QQI related data projects
  - ..
  - ..
  - ..

Undergraduate/Postgraduate: 
 Qualification Type: 
 ISCED Broad: 
 Qualification Code: 
 Study Mode: 
 Period of Study: 
 Entrant Type:

Entry Basis: 
 Mature: 
 DEIS Y/N: 
 Fee Paying School: 
 Irish Language: 
 Non EU Fee Y/N: 
 LC Maths Grade: 
 LC English grade:

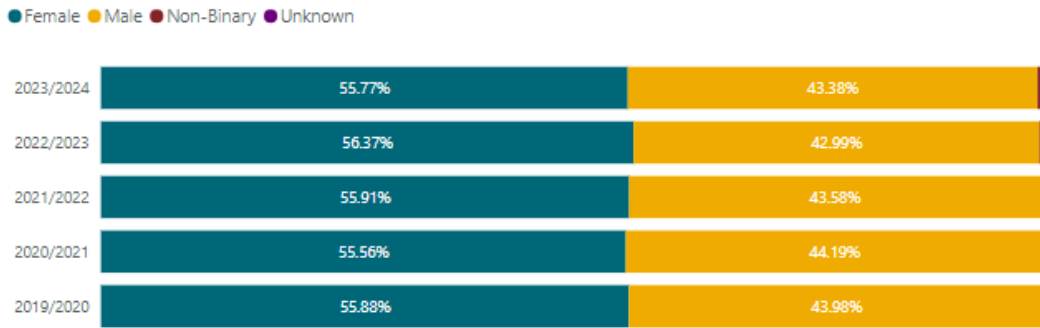
Clear All Filters

### Maynooth University Student Population

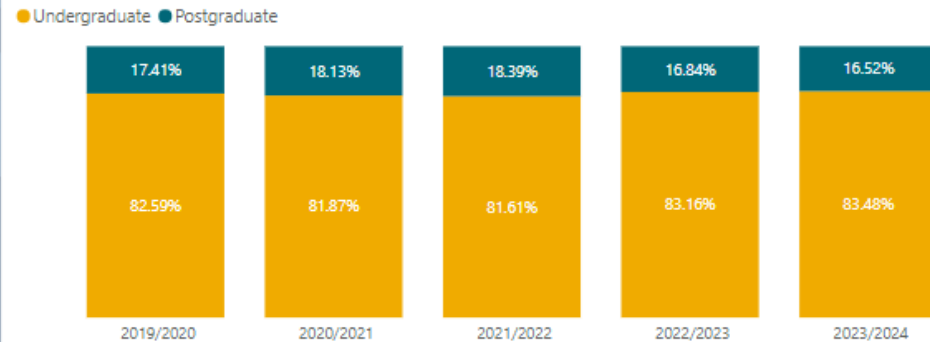


Undergraduate/Postgraduate	2019/2020	2020/2021	2021/2022	2022/2023	2023/2024
Postgraduate	2264	2421	2531	2380	2393
Undergraduate	10742	10934	11232	11750	12092
<b>Total</b>	<b>13005</b>	<b>13353</b>	<b>13760</b>	<b>14129</b>	<b>14485</b>

### Maynooth University Student Gender



### Maynooth University Student Population



Qualification Type: 
 Qualification Code: 
 Study Mode: 
 Gender: 
 ISCED Broad:

Entry Basis: 
 Mature: 
 DEIS Y/N: 
 Fee Paying School: 
 Irish Language: 
 Non EU Fee Y/N: 
 LC Maths grade: 
 LC English grade:

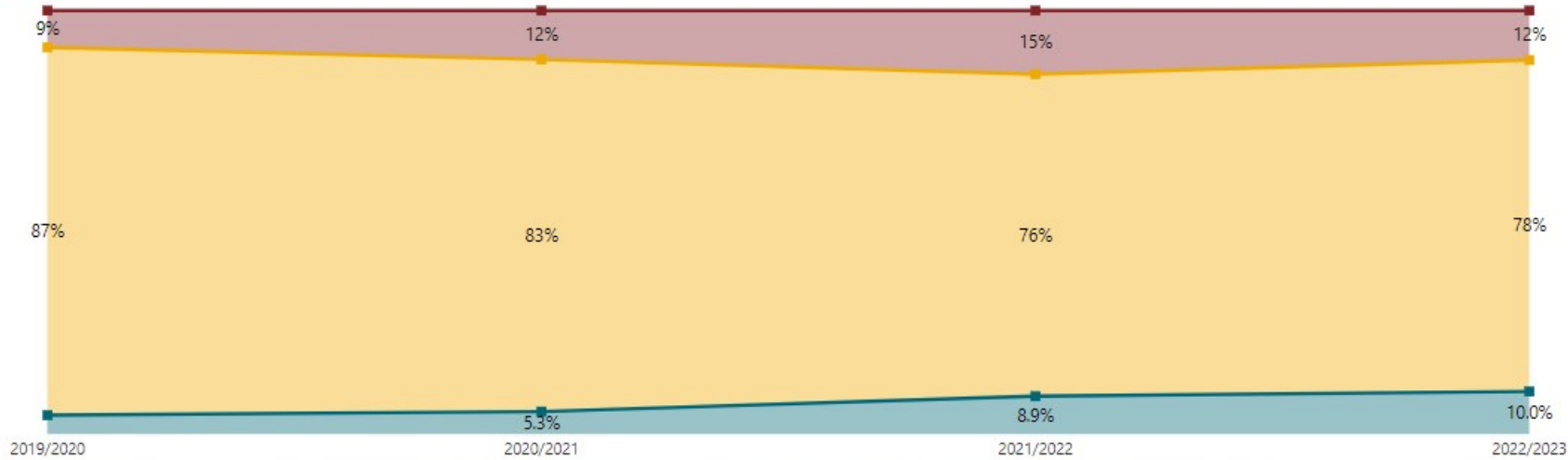
[Clear All Filters](#)

### MU UG degree Overall Progression Rate

Progress	2019/2020	2020/2021	2021/2022	2022/2023	Average
1st Year	4%	5%	9%	10%	7%
2nd Year	87%	83%	76%	78%	81%
Not Present	9%	12%	15%	12%	12%
<b>Total</b>	<b>100%</b>	<b>100%</b>	<b>100%</b>	<b>100%</b>	<b>100%</b>

### Maynooth University Progression Rate

■ 1st Year ■ 2nd Year ■ Not Present



Thank you

Maynooth  
University



**Maynooth  
University**  
National University  
of Ireland Maynooth